











FIVE CORE COMPETENCIES

- 1 PUBLIC SPEAKING
- 2 INTERPERSONAL COMMUNICATION
- 3 STRATEGIC LEADERSHIP
- 4 MANAGEMENT
- 5 CONFIDENCE

*Confidence is unique because it cannot be taught, but is gained in every path.

10 PATHS

The primary core competencies represented in each path are listed in order of emphasis next to the path name.

-  **Dynamic Leadership**
Build strategic leadership and conflict resolution skills. 1 2 3 5
-  **Effective Coaching**
Build interpersonal communication, leadership and coaching skills. 1 2 4 5
-  **Innovative Planning**
Build creative project management and communication skills. 1 4 2 5
-  **Leadership Development**
Build communication and leadership skills. 1 2 4 5
-  **Motivational Strategies**
Build motivational leadership and communication skills. 1 2 3 5
-  **Persuasive Influence**
Build skills to lead in complex situations. 1 3 2 5
-  **Presentation Mastery**
Build public speaking skills. 1 5
-  **Strategic Relationships**
Build networking, leadership and communication skills. 1 2 3 5
-  **Team Collaboration**
Build collaborative leadership skills. 1 4 2 5
-  **Visionary Communication**
Build innovative communication and leadership skills. 1 3 2 5

L1: Mastering Fundamentals

- 01
- 02
- 03

01: The Ice Breaker
A 4 to 6 minute speech to introduce yourself to the club.

02: Evaluation & Feedback
A 5 to 7 minute speech on any topic, then review and incorporate feedback from your first speech into a second 5 to 7 minute speech. Serve as a speech evaluator.

03: Researching & Presenting
Select and research a topic you are not familiar with, or you wish to learn more about, and present a 5 to 7 minute speech.

Projects common to all Paths
Required Project, specific to your chosen Path
Choose an Elective (may not repeat any project attempted in the same path)

L2: Learning Your Style

- 04
- 05
- 06

04: A required Project
05: A required Project
List of projects in Level 2:
Understanding your Communication Style
Understanding your Leadership Style
Connect with your Audience
Active Listening
Managing Time
Effective Body Language
Cross Cultural Understanding

06: Introduction to Toastmasters Mentoring
Reflect upon and present a 5 to 7 minute speech about a time when you were a mentee, and share the impact and importance of having a mentor. This speech is not a report on the content of this project (Part of the Pathways Mentor Program — see below)

L3: Increasing Your Knowledge

- 07
- 08
- 09

07: A required Project
List of projects in Level 3:
Negotiate the Best Outcome
Reaching Consensus
Understanding Emotional Intelligence
Presenting a Proposal
Planning & Implementing
Persuasive Speaking
Successful Collaboration
Develop a Communication Plan
Make Connections through Networking

08: Choose an Elective
09: Choose an Elective
List of 13 electives in Level 3:
Deliver Social Speeches
Using Presentation Software
Connect with Storytelling
Creating Effective Visual Aids
Using Descriptive Language
Connect with Your Audience
Focus on the Positive
Inspire Your Audience
Prepare for an Interview
Understanding Vocal Variety
Effective Body Language
Active Listening
Make Connections Through Networking

L4: Building Skills

- *
- 10
- 11

***Serve as Toastmaster, Topicsmaster, and Project Evaluator before Beginning Level 4**

10: A required Project
List of projects in Level 4:
Manage Change
Manage Projects Successfully
Leading your Team
Motivate Others
Leading in Difficult Situations
Managing a Difficult Audience
Public Relations Strategies
Communicate Change
Improvement through Positive Coaching

11: Choose an Elective
List of 8 electives in Level 4:
Create a Podcast
Building a Social Media Presence
Managing a Difficult Audience
Write a Compelling Blog
Manage Online Meetings
Question-and-Answer Session
Public Relations Strategies
Manage Projects Successfully

L5: Demonstrating Expertise

- 12
- 13
- 14

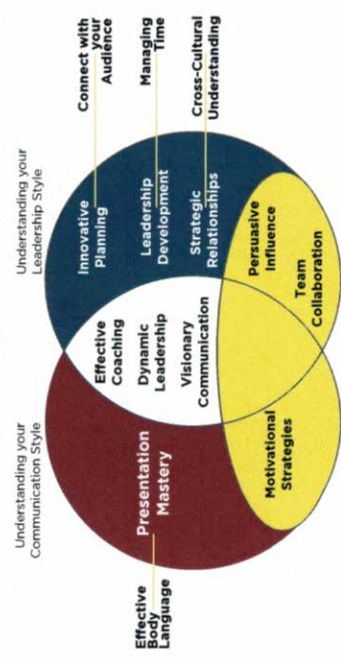
12: A required Project
List of projects in Level 5:
Lead in Any Situation
Leading in your Volunteer Org
Manage Successful Events
Team Building
High Performance Leadership
Prepare to Speak Professionally
Develop your Vision

13: Choose an Elective
List of 6 electives in Level 5:
Lessons Learnt
Moderate a Panel Discussion
Ethical Leadership
High Performance Leadership
Prepare to Speak Professionally
Leading in your Volunteer Org

14: Reflect on your Path
At a club meeting, present a 10 to 12 minute speech to share your experience completing your path. Your speech may be in any style that appeals to you and supports your speech content.

Required Project in Level 5

Effective Coaching	High Performance Leadership: Deliver a 5 to 7 minute speech at a club meeting to introduce your plan and vision. Complete a project with a team of at least 3 other members Form and meet with a guidance committee at least 5 times throughout the duration of the project. After you present the plan, deliver a second 5 to 7 minute speech to share your experience developing and completing your plan.
Innovative Planning	
Persuasive Influence	
Strategic Relationships	Leading in your Volunteer Organisation/ Lead in Any Situation: Take on a leadership role in Toastmasters or with your volunteer organisation, or in your career for at least 6 months. Ask your peers/ members of the organisation for a 360degrees evaluation of your leadership skill.
Dynamic Leadership	Create a succession plan to aid the transition after you leave your leadership position. Present a 5-7 minute / 8-10 minute speech about your experience.
Team Collaboration	
Leadership Development	Manage Successful Events: Plan, co-ordinate and complete a chosen event, in your club, or another environment. After the event, deliver a 5-7 minute speech.
Motivational Strategies	Team Building: Build and work with a small team on a team-building event. After the event, deliver a 5-7 minute speech to your club.
Presentation Mastery	Prepare to Speak Professionally: Prepare and present a 18-22 minute keynote style speech. You may present your speech outside of the club environment with your VPE's approval.
Visionary Communication	Develop your Vision: Develop and present a vision at a club meeting in a 5-7 minute speech. Establish a timeline for implementing your plan using the resources included. Deliver another 5 to 7 minute speech to present your plan.



Pathways Mentor Program
(May begin after Level 2)
A structured program to help you understand best practices for mentoring and practice mentoring on a small and large scale. Optional program, no credit rewarded.

Prepare to Mentor:
Complete the self-evaluation resources included in this project. Meet with VPE to discuss your readiness to mentor. There is no speech associated with this project.

Mentoring:
Work with a protégé to complete a project. Your VPE will help match you with a fellow member. Assist the protégé in setting goals and developing a plan. After your mentorship, deliver a 5-7 minute speech about your experience.

Advanced Mentoring:
Mentor a fellow member or other person for 6 months. Communicate regularly with your protégé, record meeting dates and times, and give and receive feedback both verbally and in writing. After your mentorship, deliver a 5-7 minute speech about your experience.

Required	Electives
Complete 2 paths (1 year)	Club Mentor OR Club Coach
Serve as Club Officer (1 year)	YLP OR Speechcraft OR Club Sponsor
Serve as District Officer (1 year)	DTM Project
	Pathways Distinguished Toastmaster